

Single hole mixer - 100

lpm

Ref. 5610

For plunge sinks




DESCRIPTION

Single hole mixer - 100 lpm - Ref. 5610

Deck-mounted single hole mixer H. 315mm L. 300mm with swivelling, tubular spout Ø 22mm.
 Star-shaped, brass flow straightener.
 Water-free guided valve heads with reinforced mechanisms.
 Shock-resistant, ergonomic ball levers.
 Flow rate 100 lpm at 3 bar suitable for plunge sinks.
 Full flow rate within the first 180°.
 Spout with smooth interior.
 Chrome-plated brass body and spout.
 Soldered copper pipe water inlets.
 Reinforced fixings.
 10-year warranty.





TECHNICAL FEATURES

Single hole mixer - 100 lpm - Ref. 5610

Height	385mm
Drop height	315mm
Spout length	300mm
Flow rate	100 lpm
Finish	Chrome-plated brass
Standards and certifications	 
Warranty	



ADVANTAGES

-  Flow rate 100 lpm at 3 bar
-  Shock-resistant control levers for intensive use
-  Brass body and spout suitable for commercial use
-  Spout with smooth interior

